

International Engagement Survey

ACSA 2017-18 Leadership Committee

Committee Chair: Rebecca O’Neal Dagg

ACSA Executive Director: Michael J. Monti, PhD

Committee Members: José L.S. Gámez, Barbara Klinkhammer, Branko Kolarevic,
Sharon Carter Matthews, Andres Mignucci, Marilys R. Nepomechie

Thank you to the 77 schools that responded to the survey. Following are preliminary results.

Please contact Kendall Nicholson, ACSA Director of Research and Information, for more complete results, available in April 2018.

American University of Sharjah
Andrews University
Arizona State University
Auburn University
Boston Architectural College
Bowling Green State University
California College of the Arts
Carleton University
City College of New York
Clemson University
Cornell University
Drury University
Florida Agricultural and Mechanical University
Florida Atlantic University
Florida International University
Georgia Institute of Technology
Hampton University
Illinois Institute of Technology
Iowa State University
Kansas State University
Kennesaw State University
Kent State University
Lawrence Technological University
Louisiana State University
Louisiana Tech University
McGill University
Mississippi State University
Montana State University
Morgan State University
New Jersey Institute of Technology
Northeastern University
Norwich University
The Ohio State University
Oklahoma State University
Pennsylvania State University
Polytechnic University of Puerto Rico
Portland State University
Prairie View A&M University
Rensselaer Polytechnic Institute
Rice University
Rochester Institute of Technology
Roger Williams University
Ryerson University
Savannah College of Art and Design
South Dakota State University
Syracuse University
Temple University
Texas A&M University
Texas Tech University
Thomas Jefferson University

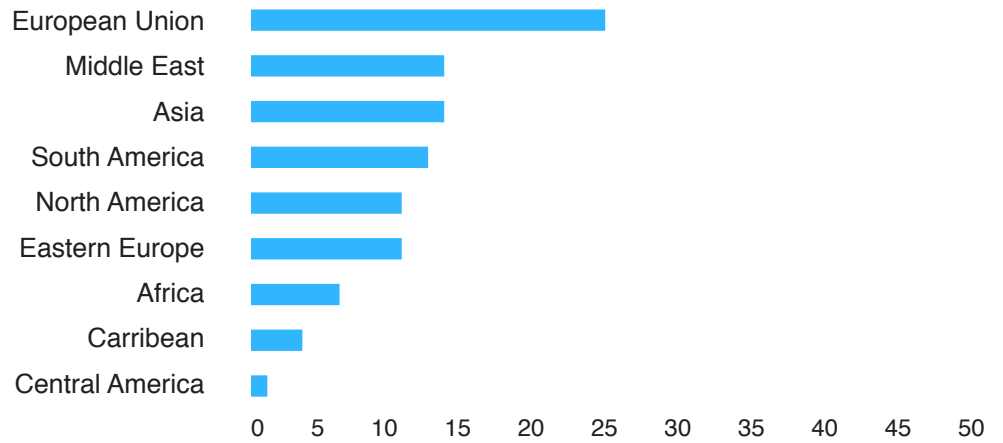
Tulane University
Universidad del Turabo
University of Arizona
University of Arkansas
University of Calgary
University of Cincinnati
University of Hawaii at Manoa
University of Houston
University of Idaho
University of Illinois, Urbana-Champaign
University of Memphis
University of Michigan
University of Minnesota
University of Nebraska-Lincoln
University of Nevada, Las Vegas
University of New Mexico
University of Oklahoma
University of Southern California
University of Tennessee-Knoxville
University of Utah
University of Virginia
University of Washington
University of Waterloo
University of Wisconsin-Milwaukee
Washington University in St. Louis
Woodbury University
Yale University

Student Admissions + Recruiting

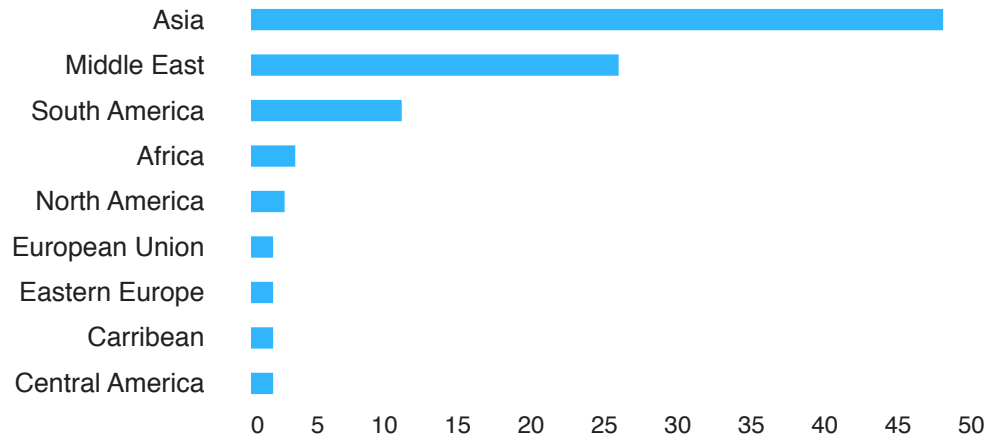
30% of respondents have budget for international student recruitment.

- Nearly 25% of respondents reported:
- Attending international college fairs
- Hosting an event on-campus for prospective international students
- Visiting architecture schools in other countries

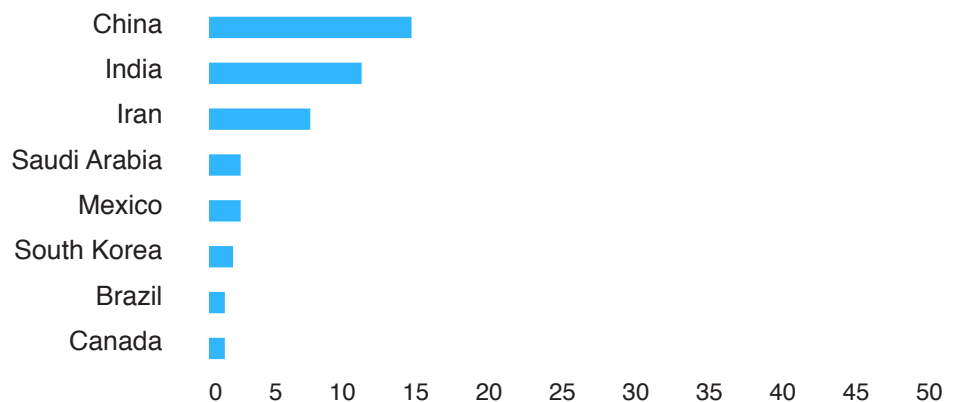
In the past 5 years, we've admitted fewer students from:



In the past 5 years, we've admitted more students from:



Our international students are citizens of:



Student Admissions + Recruiting

Other student countries of origin:

Colombia
Nigeria
Turkey
Taiwan
Russia
Ecuador
Venezuela
Japan
Iraq
Ghana
Vietnam
Spain
Hong Kong
Dominican Republic
Bahamas
Argentina
United Kingdom
United Arab Emirates
Syria
South Africa
Rwanda
Panama
Jordan
Jamaica
Germany
France
Egypt

Chile
Burkina Faso
Australia
Zimbabwe
United States
Trinidad and Tobago
Tonga
Sierra Leone
Qatar
Poland
Pakistan
Oman
Nicaragua
New Zealand
Nepal
Kuwait
Italy
Indonesia
Haiti
Guatemala
Cuba
Cambodia
Bulgaria
Bolivia
Bangladesh
Angola
Afghanistan

Study Abroad

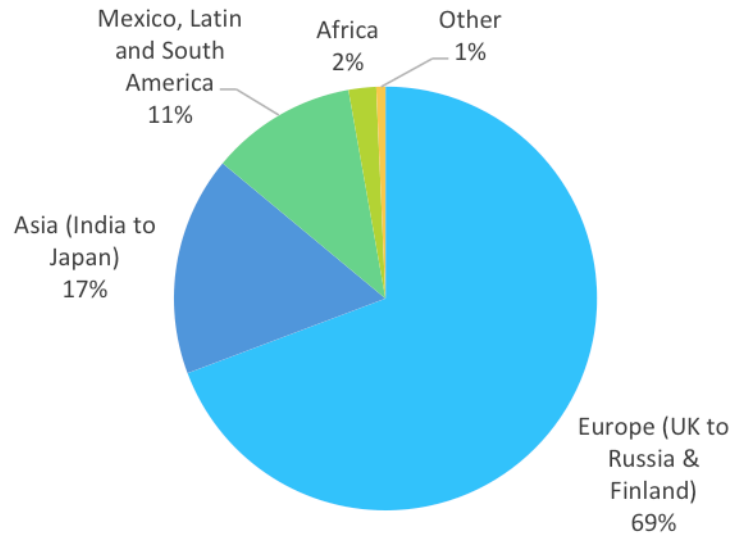
91% of respondents offer study abroad.

At least 74% make study abroad optional.

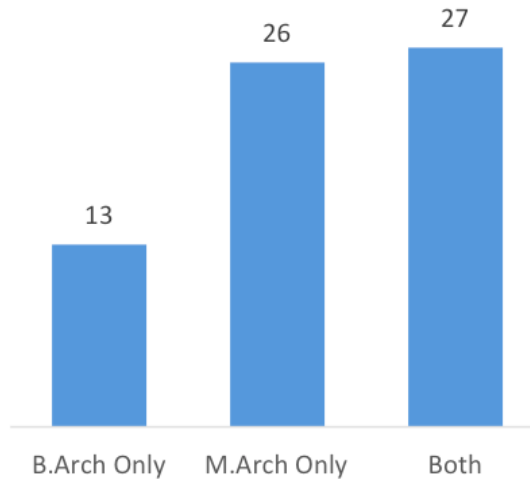
At least 79% require additional fees.

83% manage study abroad on their own and not through a foreign university.

Regions Where Respondents Study Abroad



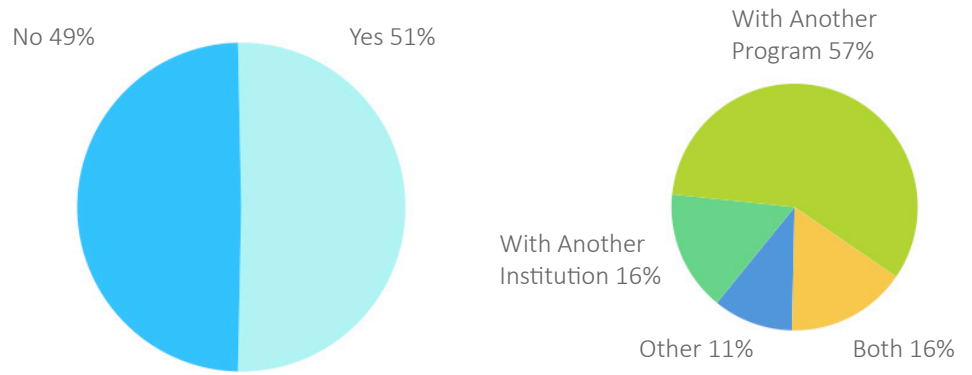
Degree Level Count



Partnerships

3% of respondents reported an articulated dual degree program.

Does your school have an international partnership with another university or architecture program?



Student Exchanges

Approximately 10 students was the average number of students involved in an exchange in a year (range 1-50).

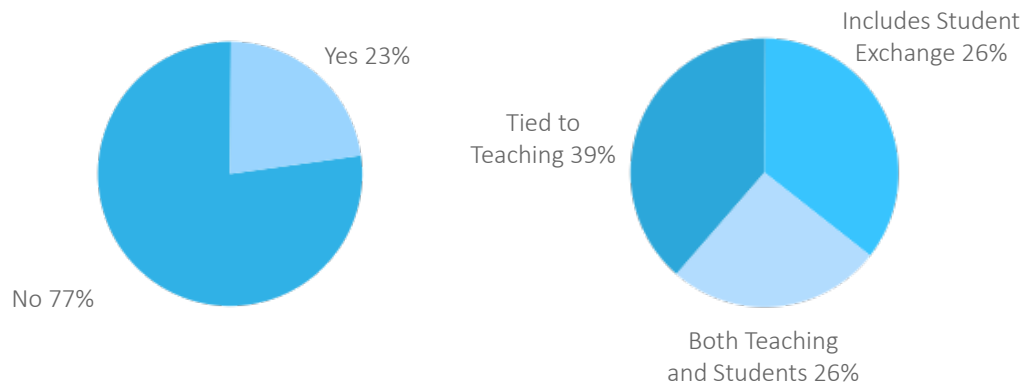
51% of respondents said they have a student exchange program at their school. (Most common location descriptors.)



Faculty Exchanges

7 schools (47%) with exchanges indicated theirs was supported by external funding.

Does your program have a faculty exchange? If yes, is it tied to teaching and does it involve student exchange?



Select Comments (edited)

- Arrangement with University of Western Australia in Perth. Some funds provided by Australia Fulbright program
- We have a dual degree program with Tongji University College of Architecture and urban Planning. All other agreements involve student and faculty exchange around specific projects, often jointly coordinated.
- Currently we host students from the Istanbul Technical University as well as a faculty member who will teach studio while here in the US. Travel warnings to Turkey have made this arrangement unbalanced.
- This program is primarily administered by the Department of City + Regional Planning and their faculty but is open to full participation by Department of Architecture students and faculty.
- We have different kinds of relationships with different schools. In some instances we exchange students and can exchange faculty for teaching. In other instances we can exchange faculty for research. We also work with various schools for one or two years collaborating on studios.
- We have research faculty exchange programs that are independent of the student exchanges, but students participate in the research work.
- Exchanges are one for one. Faculty essentially change places for a period of time--usually 2-4 weeks.

Research Collaboration

68% of respondents said faculty are collaborating on research internationally. (Most common descriptors.)

